



COURSE BENEFITS

- Understanding Data Analysis
- Using Tableau as a tool for Data Science and Data Analysis
- Basic and Advanced Chart Visualization Technique
- Creating Dashboards and Storyboards

2 DAYS INTENSIVE TRAININGS

COURSE DETAILS:

This training is for beginners who are new to Tableau. This course will guide you into learning the important Tableau Concepts and show detailed techniques on how to create simple and advanced visualizations.

For individuals
and Businesses

TABLEAU BASICS FOR BEGINNERS

Optimize

0 selected

Views: All (Most-Recent)

General Filters

Owner

Tag

Modified on or after

Modified on or before

Only my favorites

Only my recently viewed

Has an alert

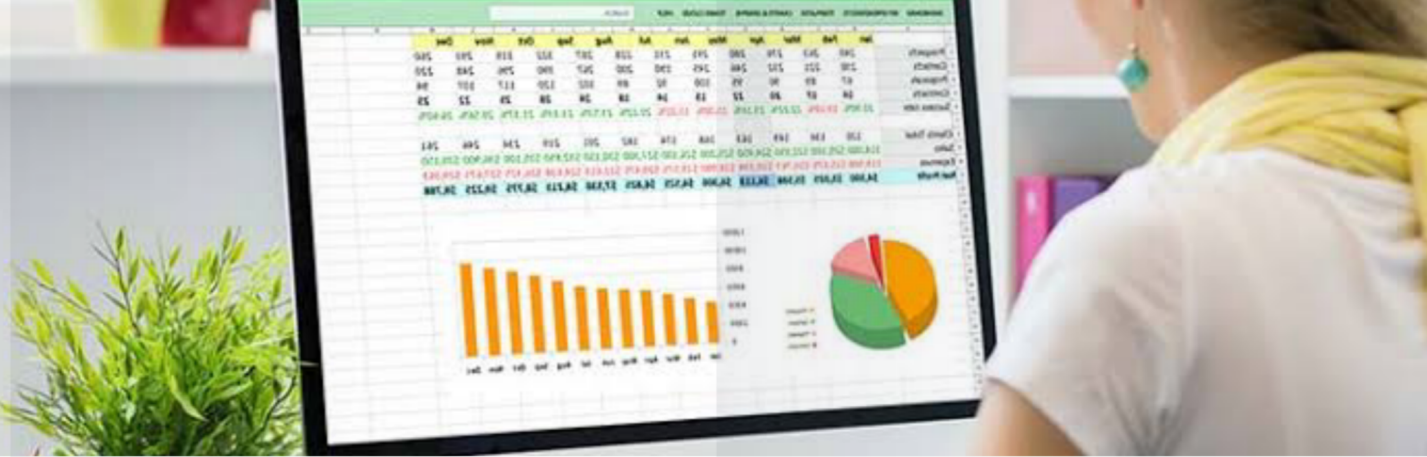
App Adoption Metrics

Retention Metrics

Returns

Historical

Orders

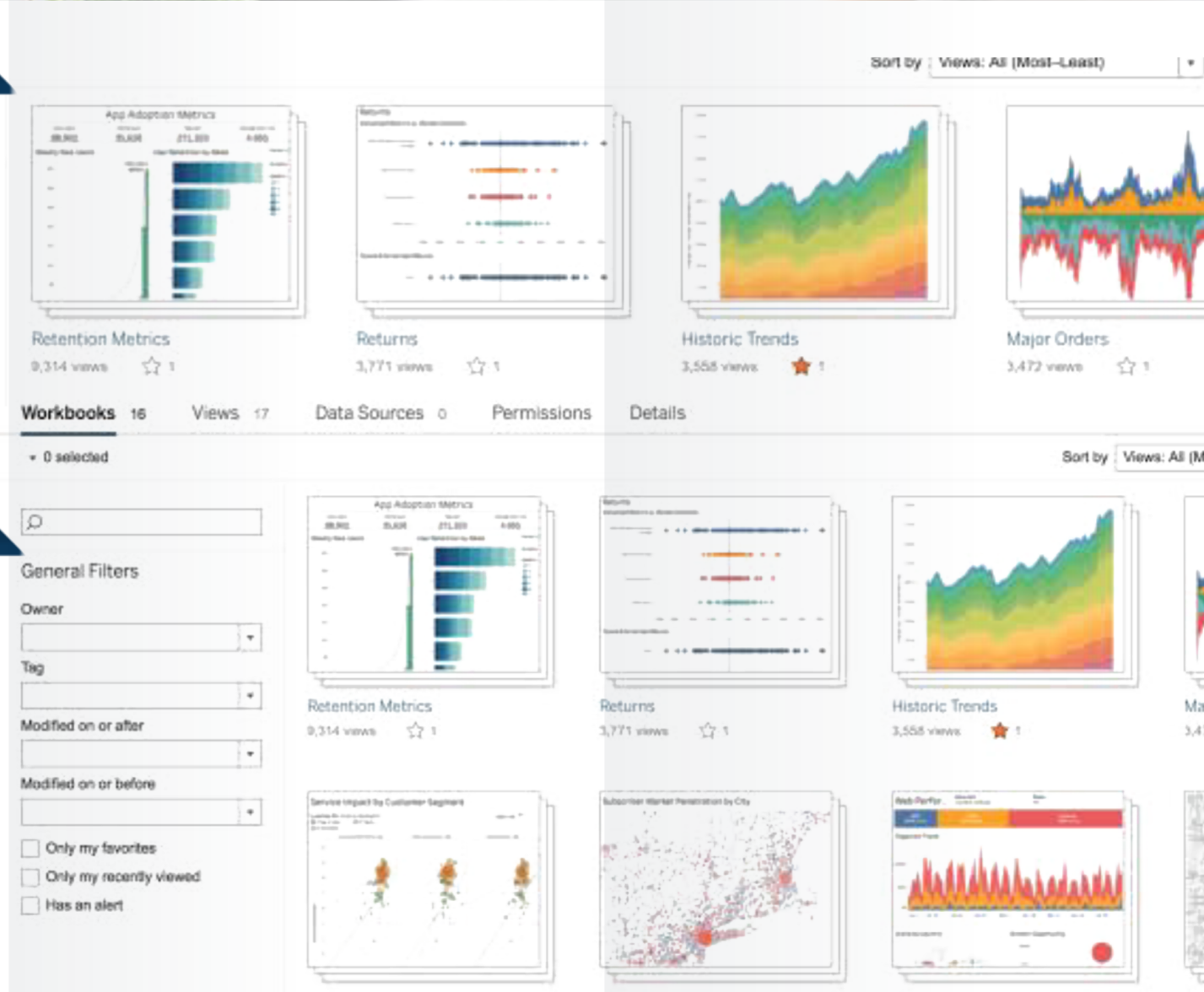


DAY 1

- Introduction to Data Analysis and Data Science
- Getting to Know Tableau
- Basic Charting Techniques
- Data Manipulation I
- Data Manipulation II

DAY 2

- Adding Aesthetics to your Visuals
- Creating Dashboard
- Creating Storyboards
- Creating Interactive Dashboards





COURSE BENEFITS

- Understanding Data Analysis
- Using Tableau as a tool for Data Science and Data Analysis
- Basic and Advanced Chart Visualization Technique
- Creating Dashboards and Storyboards

3 DAYS
INTENSIVE TRAINING

COURSE DETAILS:

This course is designed for those who have solid backgrounds in Tableau and willing to take it to another level.

Optimizing E

For individuals
and Businesses

**TABLEAU
BASICS**
FOR INTERMEDIATE





DAY 1

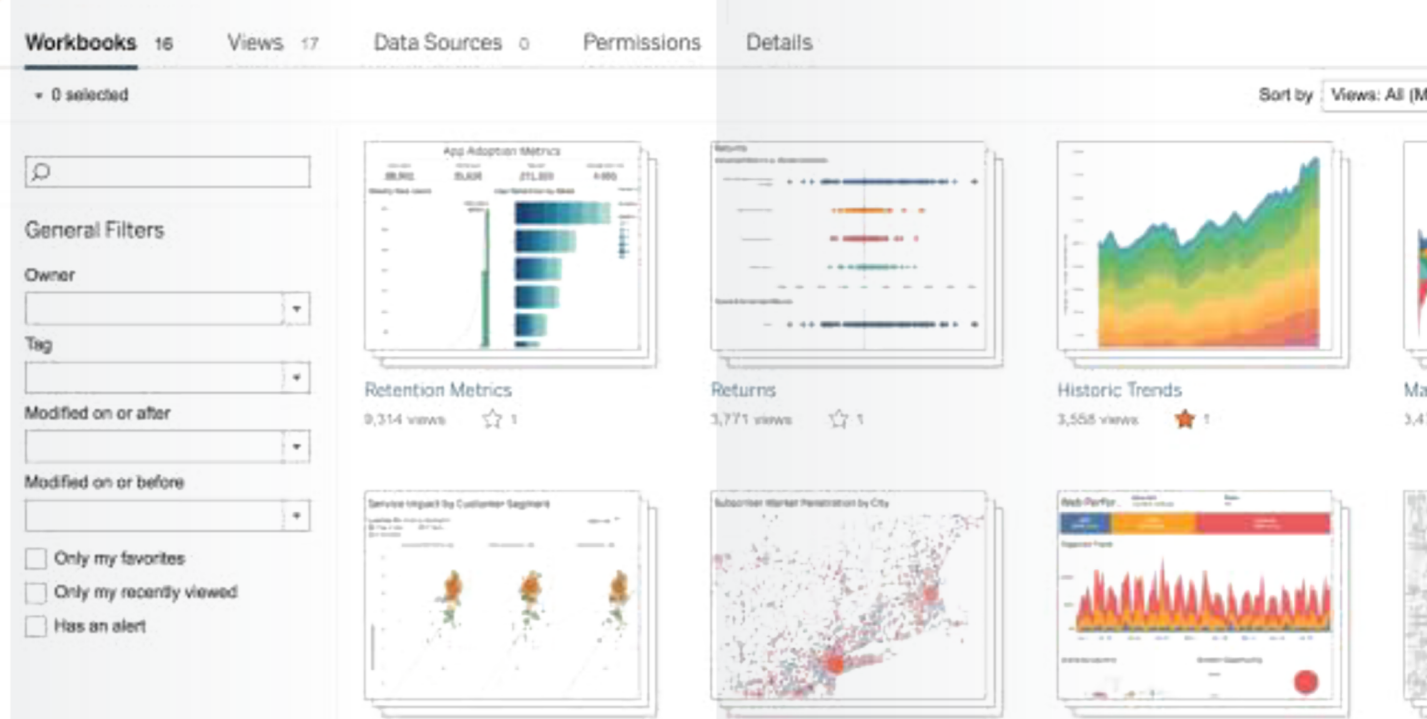
- Creating and Connecting to Data Sources
- Advanced Charts and Visualization
- Using Calculations in Tableau
- Advanced Tableau Calculations

DAY 3

- Tableau Mapping
- Viewing and Distribution
- Statistics and Forecasting
- Dashboard and Storytelling

DAY 2

- Data Prep for Data Analysis
- Creating and using Parameters
- Data extracts
- Comparing measures





tableau

COURSE BENEFITS

- Understand how to create advanced charts in your Analysis
- Use Calculations, Parameters, and Table calculations together
- Understanding Techniques on how to use tableau in business cases
- Adding Aesthetics to your Visualizations to make it more engaging
- Explore real world Business Scenarios
- Apply Advanced Dashboard Techniques
- Incorporate Advanced Chart Type into analysis

2 DAYS INTENSIVE TRAINING

COURSE DETAILS:

This course will take you into the world of calculations in Tableau and applying them into real world scenarios. This will help you understand table calculation, level of details calculations, and when they should be used when they overlap.

For individuals and Businesses

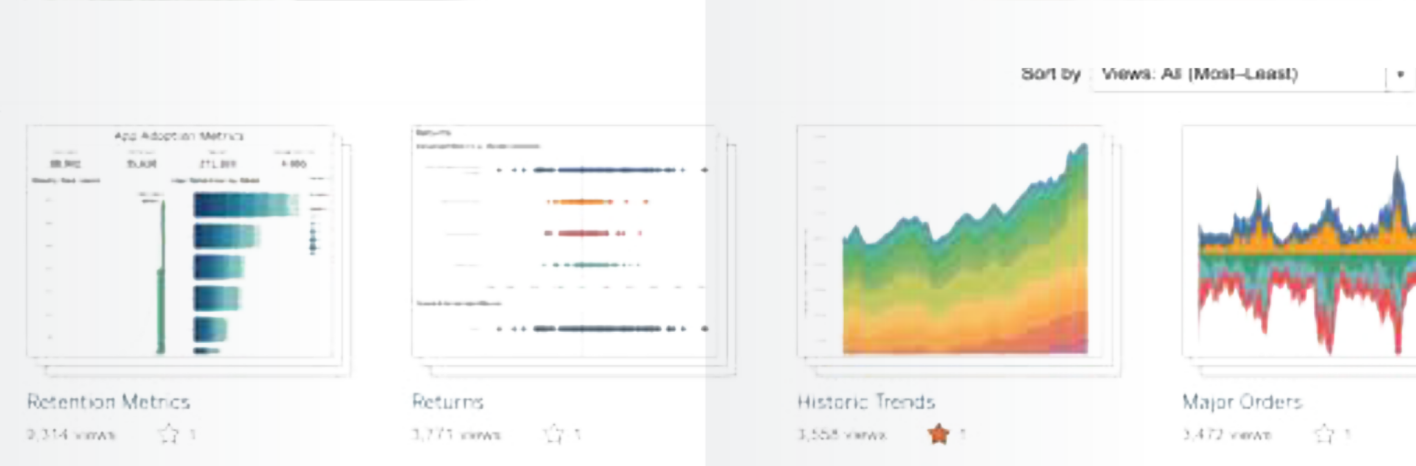
TABLEAU DESKTOP ADVANCED





DAY 1

- Using Calculations in Tableau
- Advanced Table Calculations
- Level of Detail Expression
- Analyzing Time based data



DAY 2

- Analyzing Customer Behavior
- Advanced Chart Types
- Geographic Analysis
- Advanced Dashboard Techniques

